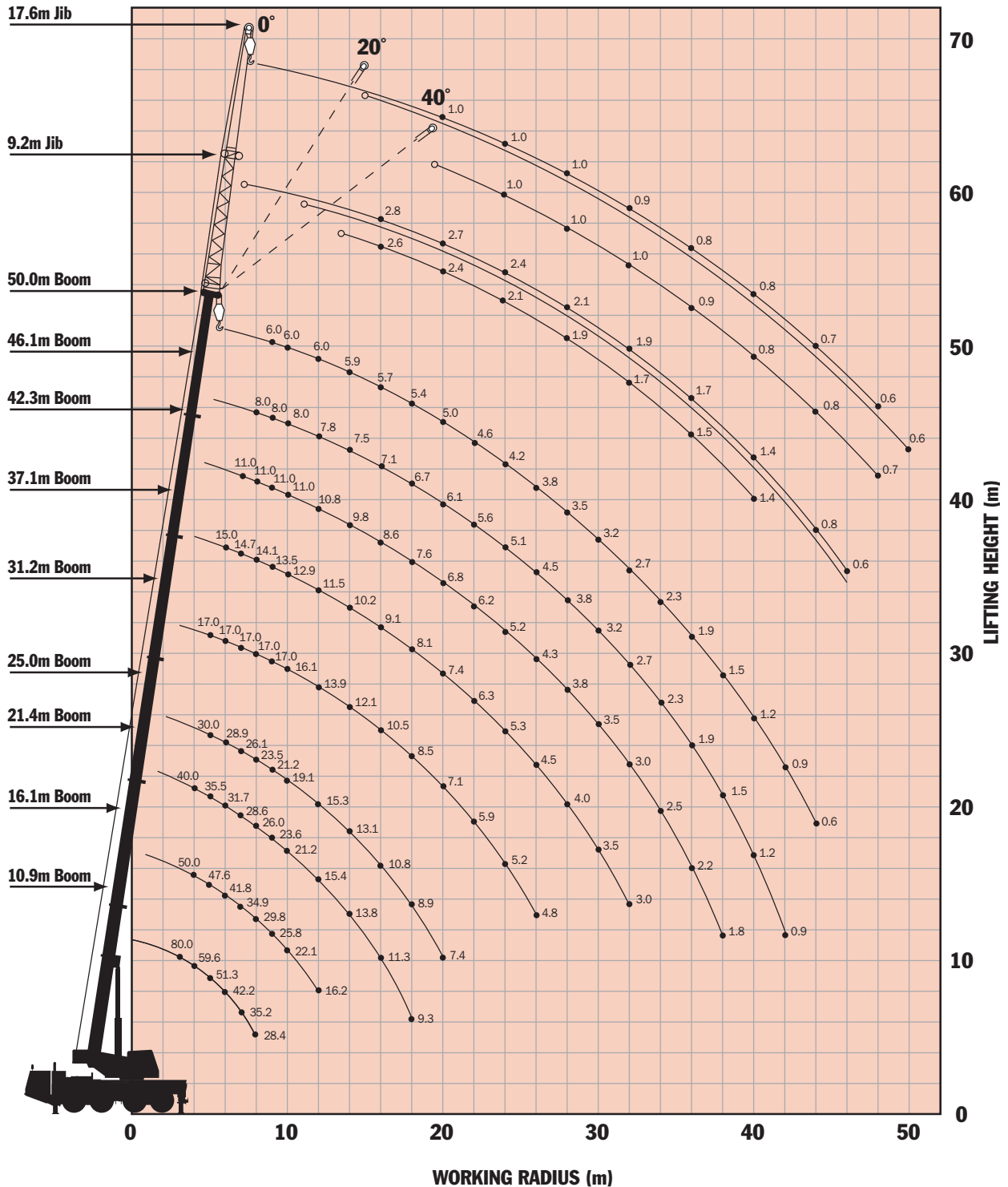


WORKING RADIUS – LIFTING HEIGHT



General Dimensions and Specifications

- Boom:** 10.9m – 51.00m (five section full power boom)
- Swingaway Bi-fold:** 9.2/17.6m (offset: 0°/20°/40°)
- Counterweight options:** 5t, 8t, 18t

18t


Operating Radius (m)	Total Rated Loads – Main Boom Outriggers fully extended (360°)								
	10.9m	16.1m	21.4m	25.0m	31.2m	37.1m	42.3m	46.1m	50.0m
3.0	80.0*								
3.0	70.0								
3.5	64.7	50.0							
4.0	59.6	50.0	40.0						
4.5	55.2	50.0	38.0	30.0					
5.0	51.3	47.6	35.5	30.0	17.0				
6.0	42.2	41.8	31.7	28.9	17.0	15.0			
7.0	35.2	34.9	28.6	26.1	17.0	14.7	11.0		
8.0	28.4	29.8	26.0	23.5	17.0	14.1	11.0	8.0	
9.0		25.8	23.6	21.6	17.0	13.5	11.0	8.0	6.0
10.0		22.1	21.2	19.1	16.1	12.9	11.0	8.0	6.0
12.0		16.2	15.4	15.3	13.9	11.5	10.8	7.8	6.0
14.0			13.8	13.1	12.1	10.2	9.8	7.5	5.9
16.0			11.3	10.8	10.5	9.1	8.6	7.1	5.7
18.0			9.3	8.9	8.5	8.1	7.6	6.7	5.4
20.0				7.4	7.1	7.4	6.8	6.1	5.0
22.0					5.9	6.3	6.2	5.6	4.6
24.0					5.2	5.3	5.2	5.1	4.2
26.0					4.8	4.5	4.3	4.5	3.8
28.0						4.0	3.8	3.8	3.5
30.0						3.5	3.5	3.2	3.2
32.0						3.0	3.0	2.7	2.7
34.0							2.5	2.3	2.3
36.0							2.2	1.9	1.9
38.0							1.8	1.5	1.5
40.0								1.2	1.2
42.0								0.9	0.9
44.0									0.6

* over rear

8t

Operating Radius (m)	Total Rated Loads – Main Boom Outriggers fully extended (360°)								
	10.9m	16.1m	21.4m	25.0m	31.2m	37.1m	42.3m	46.1m	50.0m
3.0	80.0*								
3.0	70.0								
3.5	64.4	50.0							
4.0	59.3	50.0	40.0						
4.5	53.0	50.0	38.0	30.0					
5.0	46.8	46.5	35.5	30.0	17.0				
6.0	37.7	37.5	31.7	28.9	17.0	15.0			
7.0	31.3	30.9	28.6	26.1	17.0	14.7	11.0		
8.0	24.1	23.7	22.6	22.5	17.0	14.1	11.0	8.0	
9.0		19.0	17.9	17.9	17.0	13.5	11.0	8.0	6.0
10.0		15.6	16.9	16.0	16.1	12.9	11.0	8.0	6.0
12.0		11.0	12.7	12.2	11.8	11.5	10.8	7.8	6.0
14.0			9.7	9.1	8.8	9.3	9.2	7.5	5.9
16.0			7.6	7.1	7.4	7.5	7.1	7.1	5.7
18.0			6.1	5.6	6.4	6.1	6.0	5.8	5.4
20.0				4.4	5.3	4.9	4.9	4.6	4.6
22.0					4.3	3.9	3.9	3.7	3.7
24.0					3.6	3.2	3.2	2.9	2.9
26.0					2.9	2.5	2.5	2.3	2.3
28.0						2.0	2.0	1.7	1.7
30.0						1.6	1.6	1.3	1.3
32.0						1.2	1.2	0.9	0.9
34.0							0.9		
36.0							0.6		

* over rear

5t 

Operating Radius (m)	Total Rated Loads – Main Boom								
	Outriggers fully extended (360°)								
	10.9m	16.1m	21.4m	25.0m	31.2m	37.1m	42.3m	46.1m	50.0m
3.0	70.0								
3.5	64.4	50.0							
4.0	58.8	50.0	40.0						
4.5	51.2	50.0	38.0	30.0					
5.0	45.2	44.9	35.5	30.0	17.0				
6.0	36.4	36.2	31.7	28.9	17.0	15.0			
7.0	27.9	27.5	26.2	26.1	17.0	14.7	11.0		
8.0	21.4	21.0	19.9	19.8	17.0	14.1	11.0	8.0	
9.0		16.7	17.0	16.0	17.0	13.5	11.0	8.0	6.0
10.0		13.6	15.5	14.9	14.4	12.9	11.0	8.0	6.0
12.0		9.4	11.1	10.5	10.1	10.7	10.5	7.8	6.0
14.0			8.3	7.8	8.3	8.3	7.8	7.5	5.9
16.0			6.5	5.9	6.8	6.4	6.4	6.2	5.7
18.0			5.1	4.6	5.4	5.0	5.1	4.8	4.8
20.0				3.5	4.4	4.0	4.0	3.7	3.7
22.0					3.5	3.1	3.1	2.8	2.8
24.0					2.8	2.4	2.4	2.2	2.2
26.0					2.3	1.9	1.9	1.6	1.6
28.0						1.4	1.4	1.1	1.1
30.0						1.0	1.0	0.7	0.7
32.0						0.7	0.7		

18t 

Operating Radius (m)	Total Rated Loads – Fly Jib					
	Outriggers fully extended (360°)					
	46.1m Main Boom					
	9.2m			17.6m		
	0°	20°	40°	0°	20°	40°
10.0	3.8					
12.0	3.8			1.5		
14.0	3.8	3.4		1.5		
16.0	3.8	3.4	3.0	1.5		
18.0	3.7	3.2	2.9	1.5	1.4	
20.0	3.6	3.1	2.8	1.5	1.4	
22.0	3.4	3.0	2.7	1.4	1.4	
24.0	3.2	2.8	2.6	1.4	1.4	1.2
26.0	3.0	2.7	2.5	1.3	1.4	1.1
28.0	2.9	2.5	2.4	1.3	1.3	1.1
30.0	2.7	2.3	2.3	1.3	1.3	1.1
32.0	2.5	2.2	2.2	1.2	1.2	1.1
34.0	2.4	2.1	2.0	1.2	1.2	1.1
36.0	2.1	2.0	1.9	1.1	1.2	1.0
38.0	1.7	1.9	1.8	1.1	1.1	1.0
40.0	1.4	1.6	1.7	1.1	1.1	1.0
42.0	1.1	1.3		1.0	1.1	1.0
44.0	0.9	1.0		1.0	1.0	1.0
46.0	0.7	0.8		0.9	1.0	1.0
48.0				0.7	0.9	1.0
50.0					0.7	

18t 


Operating Radius (m)	Total Rated Loads – Fly Jib					
	Outriggers fully extended (360°)					
	50.0m Main Boom					
	9.2m			17.6m		
	0°	20°	40°	0°	20°	40°
12.0	2.8					
14.0	2.8	2.8		1.0		
16.0	2.8	2.8	2.6	1.0		
18.0	2.8	2.7	2.5	1.0		
20.0	2.7	2.5	2.4	1.0	1.0	
22.0	2.5	2.4	2.3	1.0	1.0	
24.0	2.4	2.3	2.1	1.0	1.0	1.0
26.0	2.2	2.1	2.0	1.0	1.0	1.0
28.0	2.1	2.0	1.9	1.0	1.0	1.0
30.0	2.0	1.9	1.8	0.9	1.0	1.0
32.0	1.9	1.8	1.7	0.9	1.0	1.0
34.0	1.8	1.7	1.6	0.8	0.9	1.0
36.0	1.7	1.6	1.5	0.8	0.9	0.9
38.0	1.6	1.5	1.5	0.8	0.8	0.9
40.0	1.4	1.5	1.4	0.8	0.8	0.8
42.0	1.1	1.2		0.7	0.8	0.8
44.0	0.8	1.0		0.7	0.8	0.8
46.0	0.6	0.7		0.7	0.7	0.7
48.0				0.6	0.7	0.7
50.0					0.6	

8t 

Operating Radius (m)	Total Rated Loads – Fly Jib Outriggers fully extended (360°) 46.1m Main Boom					
	9.2m			17.6m		
	0°	20°	40°	0°	20°	40°
10.0	3.8					
12.0	3.8			1.5		
14.0	3.8	3.4		1.5		
16.0	3.8	3.4	3.0	1.5		
18.0	3.7	3.2	2.9	1.5	1.4	
20.0	3.6	3.1	2.8	1.5	1.4	
22.0	3.4	3.0	2.7	1.4	1.4	
24.0	3.2	2.8	2.6	1.4	1.4	1.2
26.0	2.5	2.7	2.5	1.3	1.4	1.1
28.0	2.0	2.3	2.4	1.3	1.3	1.1
30.0	1.5	1.8	2.1	1.3	1.3	1.1
32.0	1.1	1.4	1.6	1.2	1.2	1.1
34.0	0.8	1.0	1.2	1.0	1.2	1.1
36.0		0.7	0.9	0.7	1.2	1.0
38.0			0.6		0.9	1.0
40.0					0.6	0.9
42.0						0.6

8t 



Operating Radius (m)	Total Rated Loads – Fly Jib Outriggers fully extended (360°) 50.0m Main Boom					
	9.2m			17.6m		
	0°	20°	40°	0°	20°	40°
12.0	2.8					
14.0	2.8	2.8		1.0		
16.0	2.8	2.8	2.6	1.0		
18.0	2.8	2.7	2.5	1.0		
20.0	2.7	2.5	2.4	1.0	1.0	
22.0	2.5	2.4	2.3	1.0	1.0	
24.0	2.4	2.3	2.1	1.0	1.0	1.0
26.0	2.2	2.1	2.0	1.0	1.0	1.0
28.0	1.9	2.0	1.9	1.0	1.0	1.0
30.0	1.5	1.8	1.8	0.9	1.0	1.0
32.0	1.1	1.4	1.6	0.9	1.0	1.0
34.0	0.7	1.0	1.2	0.8	0.9	1.0
36.0		0.7	0.9	0.7	0.9	0.9
38.0					0.8	0.9
40.0					0.6	0.8
42.0						0.6


5t 

Operating Radius (m)	Total Rated Loads – Fly Jib Outriggers fully extended (360°) 46.1m Main Boom					
	9.2m			17.6m		
	0°	20°	40°	0°	20°	40°
10.0	3.8					
12.0	3.8			1.5		
14.0	3.8	3.4		1.5		
16.0	3.8	3.4	3.0	1.5		
18.0	3.7	3.2	2.9	1.5	1.4	
20.0	3.6	3.1	2.8	1.5	1.4	
22.0	3.1	3.0	2.7	1.4	1.4	
24.0	2.4	2.8	2.6	1.4	1.4	
26.0	1.8	2.3	2.5	1.3	1.4	1.2
28.0	1.4	1.7	2.0	1.3	1.3	1.1
30.0	0.9	1.3	1.5	1.2	1.3	1.1
32.0	0.6	0.9	1.1	0.9	1.2	1.1
34.0		0.6	0.7	0.6	1.1	1.1
36.0					0.8	1.0
38.0						0.8

5t 

Operating Radius (m)	Total Rated Loads – Fly Jib Outriggers fully extended (360°) 50.0m Main Boom					
	9.2m			17.6m		
	0°	20°	40°	0°	20°	40°
12.0	2.8					
14.0	2.8	2.8		1.0		
16.0	2.8	2.8	2.6	1.0		
18.0	2.8	2.7	2.5	1.0		
20.0	2.7	2.5	2.4	1.0	1.0	
22.0	2.5	2.4	2.3	1.0	1.0	
24.0	2.3	2.3	2.1	1.0	1.0	1.0
26.0	1.7	2.1	2.0	1.0	1.0	1.0
28.0	1.3	1.7	1.9	1.0	1.0	1.0
30.0	0.9	1.2	1.5	0.9	1.0	1.0
32.0		0.9	1.1	0.7	1.0	1.0
34.0			0.7		0.9	1.0
36.0					0.6	0.9
38.0						0.8

Operating Radius (m)	Total Rated Loads – Main Boom Free on wheels – over rear	
	10.9m	16.1m
18t 		
4.0	12.5	12.3
4.5	11.3	11.1
5.0	10.2	10.0
6.0	8.4	8.2
7.0	7.0	6.7
8.0	5.8	5.5
9.0		4.6
10.0		3.8
12.0		2.5
8t 		
4.0	12.0	11.7
4.5	10.8	10.5
5.0	9.7	9.5
6.0	7.9	7.7
7.0	6.5	6.3
8.0	5.4	5.2
9.0		4.2
10.0		3.5
12.0		2.2

Operating Radius (m)	Total Rated Loads – Main Boom Free on wheels – over rear	
	10.9m	16.1m
5t 		
4.0	11.8	11.6
4.5	10.6	10.3
5.0	9.5	9.3
6.0	7.8	7.5
7.0	6.4	6.2
8.0	5.3	5.1
9.0		4.0
10.0		3.2
12.0		1.8