

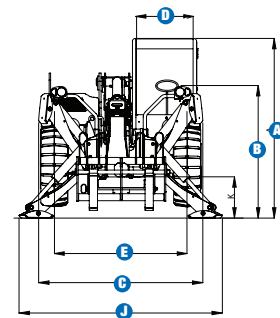
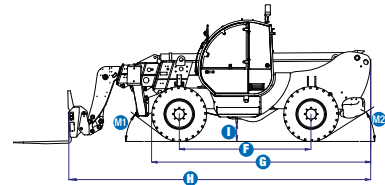
ROUGH TERRAIN TELEHANDLER

GTH™-4514



Specifications

MODEL	GTH™-4514	
MEASUREMENTS	Metric	US
Lifting height maximum	13.71 m	45 ft
Lifting height maximum without outriggers	13.56 m	44 ft 50 in
Lifting capacity maximum	4,500 kg	9,921 lbs
Lift capacity at maximum height	3,500 kg	7,710 lbs
Lift capacity at maximum reach	1,250 kg	2,756 lbs
Forward reach maximum	9.61 m	31 ft 6 in
Reach at maximum height	0.56 m	1 ft 10 in
A Height	2.56 m	8 ft 5 in
B Height at steering wheel	1.60 m	5 ft 3 in
C Width	2.45 m	8 ft
D Inside cab width	0.78 m	2 ft 7 in
E Track	1.98 m	6 ft 6 in
F Wheelbase	2.85 m	9 ft 4 in
G Length at front wheels	4.65 m	15 ft 3 in
H Length at fork-holder plate	6.10 m	20 ft
I Ground clearance	0.37 m	1 ft 2 in
J Overall width, outriggers extended	2.95 m	9 ft 8 in
M1 Obstruction angle	33°	33°
M2 Departure angle	29°	29°



PRODUCTIVITY		
Inside/outside turning radius	2.15 m / 4.50 m	7 ft / 14 ft 9 in
Break out force	7,900 kg	17,417 lbs
(with 800L bucket SAE J 732/80)		
Towing capacity at dynamometer*	8,200 kg	18,078 lbs
Drive speed	35 km/h	22 mph
Fork-holder plate rotation	145°	145°
Chassis levelling on the front axle	+/- 8°	+/- 8°
Floating forks	L 1200 mm Section 120 x 50 mm	L 3 ft 11 in Section 4.7 in x 2 in
Tyres (DIN 70361)	405/70-24" PR14 8-hole wheel ring	
Lifting/lowering speed**	15 / 11 sec	15 / 11 sec
Extension/retraction speed**	22 / 15 sec	22 / 15 sec

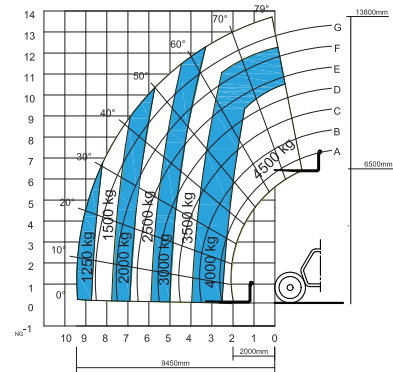
POWER		
Engine	Perkins 1104 D-44T turbo diesel 74.5 kW (100 hp), Tier 3	
Tank capacities		
Fuel	135 L	35.7 gal
Engine oil	7 L	1.8 gal
Hydraulic oil	150 L	39.6 gal
Hydraulic output/pressure	95 L/min - 270 bar	25 gal/min - 3,916 psi

WEIGHT		
Weight***	10,600 kg	23,369 lbs

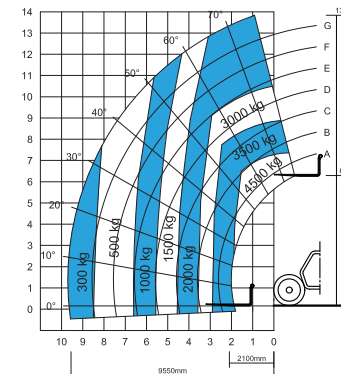
STANDARDS COMPLIANCE
AS 1418.19, EN 1459 EU Machinery Directive 98/37/CE Operating cab conforms to ISO3471 (ROPS) and ISO3449 (FOPS) Low emission engine conforms to EU Directive

* Maximum load
** Without load
*** Weight will vary depending on options and/or country standards
**** Load ratings vary depending on attachment

www.genieindustries.com



Lift capacity chart (with outriggers)****



Lift capacity chart (without outriggers)****
EN1459, Annex B

ROUGH TERRAIN TELEHANDLER

GTH™-4514



Features

STANDARDS FEATURES

MEASUREMENTS

- 4,500 kg (9,921 lbs) maximum lift capacity
- 13.71 m (45 ft) maximum lift height
- 9.61 m (31 ft 6 in) maximum forward reach

PRODUCTIVITY

- 4WD
- Four wheel steer
- Three steering modes:
 - Front wheel steer
 - Crab steer
 - Coordinated steer
- Hydraulic line on boom
- Power assisted steering
- Front outriggers
- Hydrostatic transmission with variable displacement pump and motor electronically controlled
- Two-speed mechanical gearbox
- Multifunction electro-proportional joystick
- Limited slip differential on front axle
- Chassis levelling on front axle +/- 8°
- Floating forks
- Quick coupling of attachments from cab
- Two-section door (glass upper/steel lower)
- Angle and length indicators on boom
- Adjustable suspended seat
- Large diameter steering wheel
- Front and rear windscreen wipers
- Sunshield
- Roof protection grid
- Two side rear view mirrors
- Front and rear lights
- Windshield protection grid
- Side mounted engine for easy access to components
- Oil immersed multi-disc brake on both axles
- Lockable fuel tank

STANDARDS FEATURES cont.

- Load Management System (LMS) with:
 - Visible display with coloured LEDs
 - Audible alarm
 - Automatic lock-out of boom extension, lifting and lowering
 - Automatic lock-out of outriggers
- Control enable switch
- Automatic oscillation lock-out on rear axle
- Electrical inching brake pedal activated
- Boom safety strut
- Hydraulic inching
- Road/Job site switch

POWER

- Perkins turbo diesel 74.5 kW (100 hp)

TYRES

- 405/70-20" tyres

OPTIONS & ACCESSORIES

PRODUCTIVITY

- Air conditioning
- Additional rear view mirror
- Adjustable spotlight on cab
- Adjustable spotlight on boom
- Hydraulic winch pre-arrangement on boom
- Man-platform / Emergency hydraulic pump pre-arrangement
- Spare wheel
- Rear wheels alignment sensor
- AM/FM radio with CD player

ATTACHMENT OPTIONS

Genie has a large range of attachments available. Please contact Genie or your nearest Genie telehandler dealer.



Genie Australia – Toll free number 1800 788 633

Brisbane (Head Office)
33 Kimberley Street
Darra QLD 4076

Sydney
74 Glendenning Road
Glendenning NSW 2761

Melbourne
374 Hammond Road
Dandenong VIC 3175

Perth
83 Bannister Road
Canning Vale WA 6155

Genie United States Distributed by:

18340 NE 76th Street
P.O. Box 97030
Redmond, Washington
98073-9730

Effective date: April, 2009. Product specifications and prices are subject to change without notice or obligation. The photographs and/or drawings in this document are for illustrative purposes only. Refer to the appropriate Operator's Manual for instructions on the proper use of this equipment. Failure to follow the appropriate Operator's Manual when using our equipment or to otherwise act irresponsibly may result in serious injury or death. The only warranty applicable to our equipment is the standard written warranty applicable to the particular product and sale and we make no other warranty, expressed or implied. Products and services listed may be trademarks, service marks or trade-names of Terex Corporation, Genie Industries, Inc. and/or their subsidiaries in the U.S.A. and many other countries. All rights are reserved. Terex is a Registered Trademark of Terex Corporation in the U.S.A. and many other countries. Genie is a Registered Trademark of Genie Industries, Inc in the U.S.A. and many other countries. Genie is a Terex Company. Copyright 2009 Terex Corporation

GTH-4514 090327 Ver1

www.genieindustries.com